

## Overview

The Cubs programme is designed to be 2.5 years long and the 'top award' for Cubs is the Chief Scout Silver Award.

### Chief Scout's Gold Award



This is the highest award a Cub can earn.

To complete it, they need to complete all 7 of the Challenge Awards, plus six Activity Badges. Cubs that achieved their Bronze Award at Beavers can wear it on their jumper.

### Challenge Awards

There are 7 Challenge Awards. A Cub must complete all 7 to achieve their Silver Award. Challenge Awards are hexagonal and worn on front of jumper.



Our World Challenge Award



Our Skills Challenge Award



Our Outdoors Challenge Award



Our Adventure Challenge Award



Teamwork Challenge Award



Team Leader Challenge Award



Personal Challenge Award

### Activity Badges



Over 50 Activity Badges are available. They are round and are worn on the left-hand sleeve.

The one shown here is the artist activity badge. There is a huge variety, and they cater for every interest and skill.

### Staged Badges



This is an example of a Staged Badge. They are also round and are worn on the left-hand sleeve but are light blue in colour and have a purple border.

Staged badges are available for skills that young people will work on/develop throughout their time in Scouting. For example, they may complete their Stage 1 Emergency Aid in Beavers, Stage 3 Emergency Aid in Cubs, and then their Stage 4 Emergency Aid in Scouts.

The number of 'nights away' your Cub completes will be recorded/recognised with a staged badge, as well as their 'time on water' – both of which we work on from Beavers.

### Core Badges



When your Cub is invested (makes the promise) they will be presented with the Membership Award, a special Royal Navy recognition badge, a district badge, and a 1<sup>st</sup> Molesey group nametape. The badge shown here is the Membership Award.



Joining in awards are collected one for every year a young person is with us, starting from the very first day as a Beaver right up until their last meeting at Explorers.

## How are badges earned?

**Core Badges** are presented when Cubs are invested.

### Chief Scout's Silver Award

Every Cub will be provided opportunities to achieve their Silver Award. Most of our Cubs complete it through taking an active part in the programme, and completing camps and extra events to cover the requirements of the 7 Challenge Awards that lead to its successful completion. Cubs that don't attend regularly or do not attend a camp during their time at Cubs will struggle to achieve the Silver Award.

### Challenge Awards

We design our programme and calendar of additional events (e.g. camps) to focus on completing as many requirements as we can of the 7 Challenge Awards. If a Cub takes an active part in weekly sessions and joins in with additional events such as camps, it's likely they'll complete the vast majority of the 7 Challenge Awards during the 2.5 years with us. There are a few requirements with an independent element that need to be completed at home, we will direct you to these.

Obviously, if a Cub joins us later than the age of 8 years or doesn't take an active part in the programme/additional opportunities, they'll need to put in more work outside of the meetings to complete all the requirements of the Challenge Badges.

The leaders will always help to identify opportunities to cover badge requirements that are missing, but ultimately it is down to the young person to put the effort in to complete the award.

Please remember that the Cub programme is designed to be 2.5 years long and the Challenge Award requirements reflect this. Cubs don't normally achieve any Challenge Awards in their first term with us, but rest assured they are achieving, and we will monitor what they have completed on Online Scout Manager.

**If your Cub wants more badges quick, please encourage them to complete Staged or Activity badges (see next section).**

### Staged Badges

All Cubs should expect to complete the nights away, hikes away, time on the water and emergency aid staged badges during their time with us as they all form a part of our programme.

Most of our Cubs will come up from Beavers having done their first night away and hike and maybe some time on the water. We will offer more of these opportunities at Cubs.

There are additional staged badges such as musician, digital maker and swimmer that your young person may wish to complete – just let us know! There's no requirement to work your way up from stage 1, it's possible to jump straight to an appropriate level.

### Activity Badges

We sometimes cover these as part of our programme, but as mentioned, our focus is on the Challenge Awards.

There are over 50 Activity Badges available for Cubs, and they are quite often 'quick wins'. If a Cub has a hobby, plays a sport, reads books etc. it's likely they'll have already completed one of the activity badges. Please just let us know by email or ask your Cub to come and talk to us and we can get the badge awarded.

The diagram on the next page will show you the names of all the badges or you can look online here: <https://www.scouts.org.uk/cubs/activity-badges/>


### Sixers and Seconders

Our Cubs are divided into 5 sixes. Our 5 sixes are Red, Green, Blue, White, and Yellow.

The leaders look for young people that consistently demonstrate our values and leadership skills to appoint as Sixers and Seconders. These Cubs will help the leaders and set an example to other Cubs in their six. Sixers and Seconders are not necessarily appointed based on age.

Sixers and Seconders wear a special woggle (2 stripes for sixer, 1 stripe for seconder). They may also be given a badge to wear on their right arm.

# CUB SCOUTS BADGES AND AWARDS



cubs



## MEMBERSHIP AWARD



## STAGED ACTIVITY BADGES



## LEADERSHIP STRIPES



Sixer Leadership Stripes

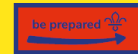


Seconder Leadership Stripes

## MOVING ON AWARDS



From Beaver Scouts



To Scouts


## JOINING IN AWARDS



## CHALLENGE AWARDS




## ACTIVITY BADGES



## Badge Requirements

The Scout HQ website is great and has lots of information on each badge and lists the requirements for each badge.

<https://www.scouts.org.uk/cubs/>



## Completed Badges

If your Cub has completed a badge, or wants to complete a badge, please email the leaders so we can get it awarded!

- [mondaycubs@1stmoleseyscouts.org.uk](mailto:mondaycubs@1stmoleseyscouts.org.uk)
- [thursdaycubs@1stmoleseyscouts.org.uk](mailto:thursdaycubs@1stmoleseyscouts.org.uk)

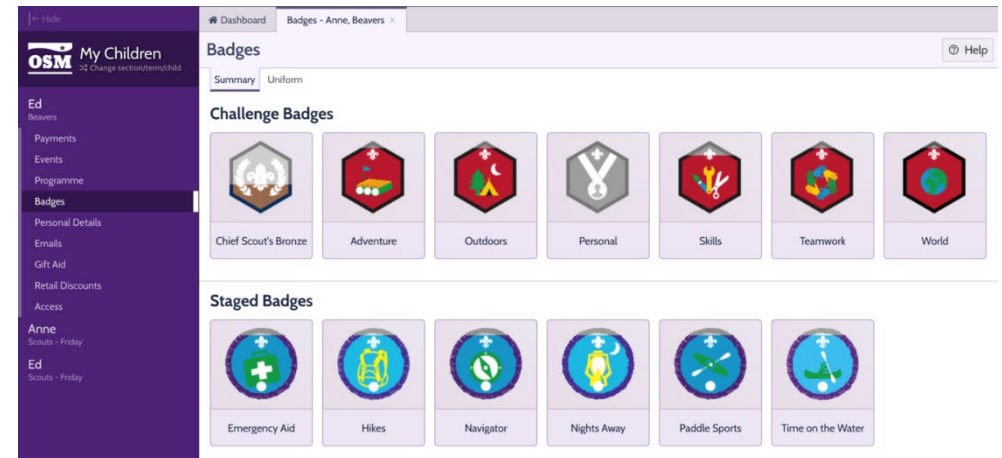
You're more than welcome to email across photos/info of them completing the activities and we love it when Cubs are happy to share/present their skills/work to the others (though this is not a requirement).

Just drop us an email and we'll support your Cub in achieving!

## Viewing Badge Progress on OSM

OSM has a great tool that allows you to see how your Cub is progressing with badges. This is particularly useful for the Challenge Awards as you can see what requirements are still outstanding.

Simply log in as normal and click 'Badges' in the menu.



## Awarded Badges

After we've awarded some badges at Cub, you will receive an email listing them (on the following day).

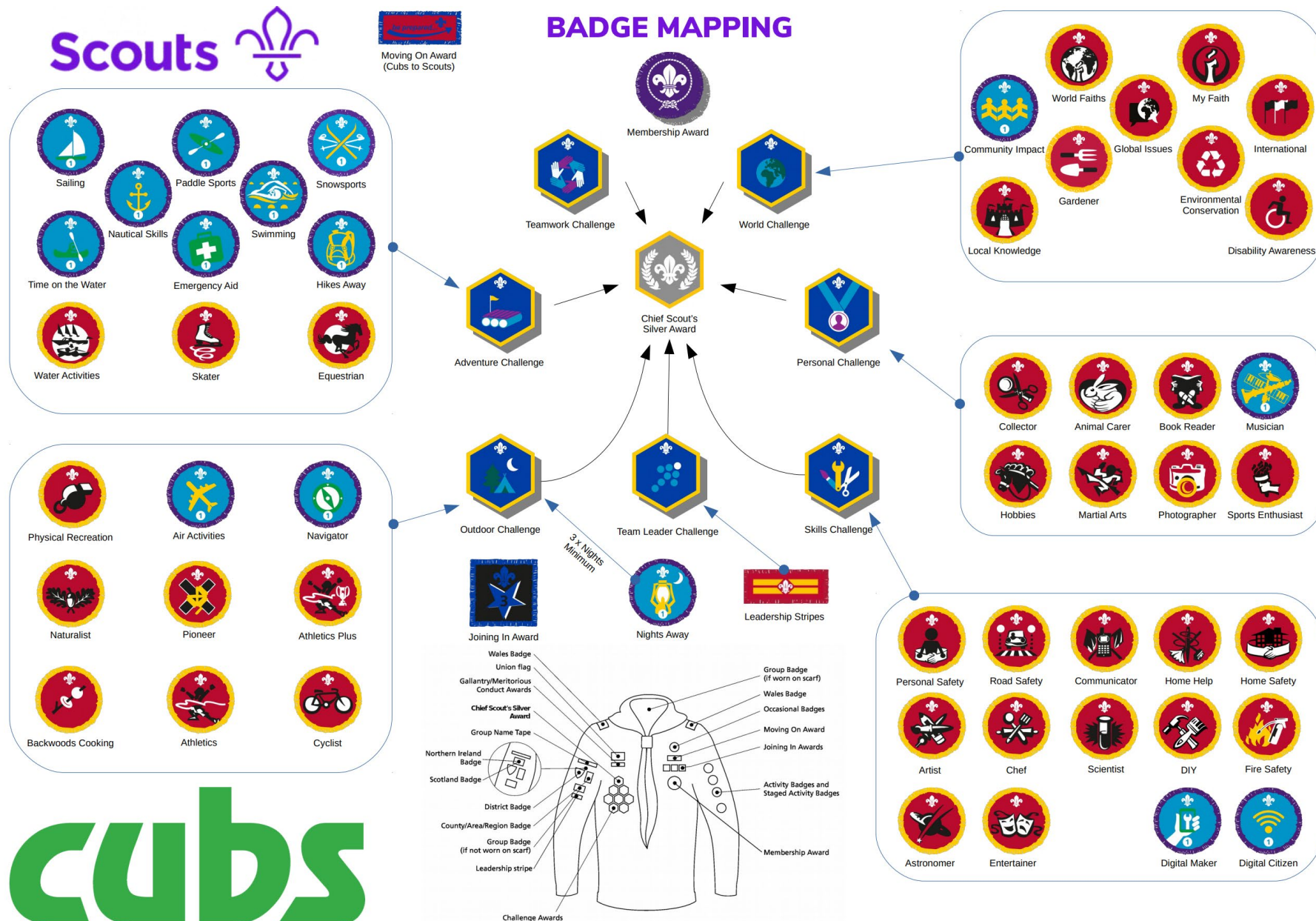
Please ensure badges are sewn on your Cub's jumper before the next meeting.

Badges are quite expensive for us to buy (about 70p each) and it's great to see their achievements recognised.



## Badge Mapping

This diagram is designed to give an overview of how elements of the programme feed into each other - it's by no means exhaustive, there are lots of badges not shown here! e.g. a Cub that has completed many of the Activity Badges in the bottom right box is likely to have demonstrated/completed the skills required for their Skills Challenge.





## Where do they go?

Please follow this link or use the photos below to show you where the badges go on the jumper.

<https://www.scouts.org.uk/cubs/cubs-uniform-and-badge-placement/>

